

Stock Guide

2026

CNR



C. N. Robinson Lighting Supply Co., Inc.

www.cnrlight.com

Baltimore: 800-545-0440 Virginia: 800-545-0441



Lighting... It's What We Do.

We are a dynamic and valued business partner.

We are always a step ahead, prepared for the changing of time and customer needs.

We are driven by strong values, accountability, and high standards.

We Are CNR.



Table of Contents

Interior Solutions

Architectural Troffers w/Networked Sensors	3 - 5
Architectural Troffers	6-7
Flat Panels	8
Stairwell	9
Wraparounds	9 - 10
Strip Lights	11 - 12
High Bay	13 - 14
Downlight Retrofit Kits	15 - 16
Lighting Controls	17 - 18

Interior & Exterior Solutions

Vaportights	19
-------------	----

Exterior Solutions

Garage & Canopy	20 - 22
Wallpacks	23 - 24
Flood Lights	25 - 27
Area Lights	28

Emergency & Exit Solutions

Field Installable Emergency Kit	37
Exit Signs & Emergency Lights	29 - 30

Temporary Work Lights

Electrical Supplies

Wire Nuts & Connectors	32
Switchgear	33
Fuses	34

Recycling Solutions

Batteries

LED Tunable Drivers

Specialty Lamps

Utility Rebates

Interior Solutions - Architectural Troffers

Integrated Daylight Harvesting & Occupancy Sensors



FluxGrid 2' x 2' LED Architectural Troffers

21W, 3071LM, 4000K, 120-277V, 80 CRI, 0-10V DIM

#2FGXG30L8402FSUNV-DIM-SWZCS *DLC (S-E4Q0D1)*

21W, 3050LM, 4000K, 120-277V, 80 CRI, 0-10V DIM

#2FGXG30L840-2-RS-UNV-DIM-SWZCS *DLC (S-RHK1D6)*

30W, 3742LM, 3500K, 120-277V, 80 CRI, 0-10V DIM

#2FGXG38L8352-FS-UNV-DIM-SWZCS *DLC (P2U724WH)*

26W, 3832LM, 4000K, 120-277V, 80 CRI, 0-10V DIM

#2FGXG38L840-2-FS-UNV-DIM-SWZCS *DLC (S-9UA0IS)*



FluxGrid 2' x 4' LED Architectural Troffers

26W, 3797LM, 3500K, 120-277V, 80 CRI, 0-10V DIM

#2FGXG38L8354-FS-UNV-DIM-SWZCS *DLC (S-VFY4KB)*

30W, 4401LM, 4000K, 120-277V, 80 CRI, 0-10V DIM

#2FGXG43L8404-FS-UNV-DIM-SWZCS *DLC (S-ERPD39)*

30W, 4370LM, 4000K, 120-277V, 80 CRI, 0-10V DIM


#2FGXG43L840-4-RS-UNV-DIM-SWZCS *DLC (S-8MQ103)*

Add Switch for Individual Room Control

Zigbee Green Power Switch

#UID8465/50

- Wireless operation, no power connections needed.
- Self-powered using kinetic energy of a button press action, no batteries required.
- Configurable as 2-button ON/OFF dimmer switch or 4-button ON/OFF dimmer switch with scene options
- Indoor wireless range typically 10 m (33 ft). Walls and obstacles might reduce the range.



Interior Solutions - Architectural Troffers

Integrated Daylight Harvesting & Occupancy Sensors With Air Return



FluxGrid 2' x 2' LED Architectural Troffers

21W, 2976LM, 3500K, 120-277V, 80 CRI, 0-10V DIM

#2FGXGH30L835-2-RS-UNV-DIM-SWZCS *DLC (S-B92WQ3)*

21W, 3050LM, 4000K, 120-277V, 80 CRI, 0-10V DIM

#2FGXGH30L840-2-RS-UNV-DIM-SWZCS *DLC (S-RHK1D6)*

- Access to the boards and driver from below
- TM-21 predicted L70 lumen maintenance up to 100,000 hours
- Offers architectural appeal
- Two different lens styles available by order
- Integral emergency available by order
- Integral sensor options for occupancy sensing and/or daylight harvesting are available for additional energy savings with no reduction of life or increase in installation labor.
- Five year warranty (Terms and conditions apply)



FluxGrid 2' x 4' LED Architectural Troffers

30W, 4264LM, 3500K, 120-277V, 80 CRI, 0-10V DIM

#2FGXGH43L835-4-RS-UNV-DIM-SWZCS

DLC (S-CBFPN8)

30W, 4370LM, 4000K, 120-277V, 80 CRI, 0-10V DIM

#2FGXGH43L840-4-RS-UNV-DIM-SWZCS

DLC (S-8MQ103)

Commissioning Remote Control

Retrofit Comm Device

#IRT9015

- Used to add wireless devices with an infrared receiver
- Features two buttons to add and reset devices



Interior Solutions - Architectural Troffers

Integrated Daylight Harvesting & Occupancy Sensors

Columbia
LIGHTING

LCAT: 1' x 4' LED Contemporary Architectural Troffer

33W, 4745LM, 4000K, 80 CRI, 120-277V, 0-10V DIM

#LCAT14-40MLG-DALIPU-ODPG

DLC (P4GEBAAV)

LCAT: 2' x 2' LED Contemporary Architectural Troffer

29W, 3473LM, 4000K, 80 CRI, 120-277V, 0-10V DIM

#LCAT22-40MLG-DALIPU-ODPG

DLC (P7VR1ZCP)

#LCAT2240MLG-DALIPU-ELL14-ODPG

DLC (P7VR1ZCP)



29W, 3418LM, 3500K, 80 CRI, 120-277V, 0-10V DIM

#LCAT22-35MLG-DALIPU-ODPG

DLC (PG1418H8)

- High efficiency acrylic center lens features linear prisms for high performance without pixilation
- 60,000 hour LED at L80 (up to 150,000 projected life) for reduced maintenance
- 3000K & 5000K available by order
- QR code traceability
- Recessed, surface, or cable mount
- Five year warranty (Terms and conditions)

LCAT: 2' x 4' LED Contemporary Architectural Troffer

39W, 4990LM, 4000K, 80 CRI, 120-277V, 0-10V DIM

#LCAT24-40MLG-DALIPU-ODPG

DLC (P1KZL2NI)

#LCAT2440MLG-DALIPU-ELL14-ODPG

DLC (P1KZL2NI)

39W, 4848LM, 3500K, 80 CRI, 120-277V, 0-10V DIM

#LCAT24-35MLG-DALIPU-ODPG

DLC (PTK61MBE)

Add Switch for Individual Room Control

Zigbee Self-powered Rocker Switch

#ZBT-S1AWH

- Self-Powered, kinetic energy harvesting, and wireless
- Fits standard single or multi-gang switch box
- Create 3 and 4-way switch layouts without wiring
- Supports dimming, on/auto-OFF or manual ON/OFF of integrated luminaires



Interior Solutions - Architectural Troffers

Color Selectable & Lumen Selectable

Columbia
LIGHTING



- High efficiency acrylic center lens features linear prisms for high performance without pixelation
- Removable lens for easy access to LED module and electrical components
- 54,000 hour LEDs at L70 for reduced maintenance
- An access plate is furnished with each luminaire for fast wiring access without the necessity to open the fixture or wireway
- Five year warranty

LCAT: 2' x 2' LED Contemporary Architectural Troffer

21/25/35W, 2642-4460LM, 3500/4000/5000K, 80 CRI, 120-277V, 0-10V DIM

#LCAT22-LSCS

DLC (S-0TDGS1)

LCAT: 2' x 4' LED Contemporary Architectural Troffer

32/42/51W, 3964-6394LM, 3500/4000/5000K, 80 CRI, 120-277V, 0-10V DIM

#LCAT24-LSCS

DLC (S-AROF8M)

ADD STAND ALONE CONTROL

Wall Switch Occupany Sensors

#DSW-301-W

- Dual Technology Wallbox sensor switch
- MVOLT relay controls up to 1200W



#DW-311-W

- Dual Technology Wallbox sensor switch
- Onboard 0-10V Dimming
- Dipswitches for setting Auto ON/ Manual ON operation and time delay

CNR Lighting: 800-545-0440

Interior Solutions - Architectural Troffers



FluxGrid 2' x 2' LED Architectural Troffers

22W, 2962LM, 3500K, 120-277V, 80 CRI, 0-10V DIM

#2FGXG30L8352RSUNV-DIM

DLC (PQTR5SIP)

22W, 3038LM, 4000K, 120-277V, 80 CRI, 0-10V DIM

#2FGXG30L8402RSUNV-DIM

DLC (PUWCXW2E)

28W, 3742LM, 3500K, 120-277V, 80 CRI, 0-10V DIM

#2FGXG38L8352RSUNV-DIM

DLC (PUNRNNJ8)

28W, 3838LM, 4000K, 120-277V, 80 CRI, 0-10V DIM

#2FGXG38L8402RSUNV-DIM

DLC (PYHT3G0T)

FluxGrid 2' x 4' LED Architectural Troffers

27W, 3722LM, 3500K, 120-277V, 80 CRI, 0-10V DIM

#2FGXG38L8354RSUNV-DIM

DLC (PJKYU8ZJ)

27W, 3800LM, 4000K, 120-277V, 80 CRI, 0-10V DIM

#2FGXG38L8404RSUNV-DIM

DLC (PZQ386ZB)

31W, 4200LM, 3500K, 120-277V, 80 CRI, 0-10V DIM

#2FGXG43L8354RSUNV-DIM

DLC (P7YOJ9TQ)

31W, 4300LM, 4000K, 120-277V, 80 CRI, 0-10V DIM

#2FGXG43L8404RSUNV-DIM

DLC (P1U6WXFI)

- Access to the boards and driver from below
- TM-21 predicted L70 lumen maintenance up to 100,000 hours
- Offers architectural appeal
- Two different lens styles available by order
- Discrete air handling available by order
- Integral emergency available by order
- 5 year manufacturer's limited warranty

Day-Brite

CFI

by  **signify**

ADD STAND ALONE CONTROL

Wall Switch Occupany Sensors

#DSW-301-W

- Dual Technology Wallbox sensor switch
- MVOLT relay controls up to 1200W



#DW-311-W

- Dual Technology Wallbox sensor switch
- Onboard 0-10V Dimming
- Dipswitches for setting Auto ON/ Manual ON operation and time delay



Interior Solutions - Flat Panels

Color Selectable & Wattage Selectable

Selectable Backlit Panel 2' x 2' LED Flat Panel

30 to 39W, 3260 to 4247 LM, 3500 to 5000K,

120-277V, 80 CRI, 0-10V DIM

#2SBP3040L8CS-2-UNV-DIM

DLC (S-F0YRP6)

Selectable Backlit Panel 1' x 4' LED Flat Panel

30 to 39W, 3483 to 4443 LM, 3500 to 5000K,

120-277V, 80 CRI, 0-10V DIM

#1SBP3040L8CS-4-UNV-DIM

DLC (S-5JYP4G)

Satco #65-573R1


DLC (S-42IOC5)



- Overall 1-1/2" deep luminaire, including driver box, provides minimal intrusion into the plenum space
- TM-21 predicted L70 lumen maintenance up to 67,000 hours per LED manufacturer LM-80 report.
- Standard configurations are 0-10V dimming to 5%
- Acrylic diffuser provides visual comfort and high efficiency.
- Flat opal lens is easy to clean and provides a uniform aesthetic on the ceiling plane.
- Tight enclosure assembly impedes ingress of dust and insects.
- Five year limited warranty includes LED boards and driver

Day-Brite

CFI

by ignify

Selectable Backlit Panel 2' x 4' LED Flat Panel

34 to 51W, 4138 to 5697 LM, 3500 to 5000K,

120-277V, 80 CRI, 0-10V DIM

#2SBP3050L8DS-4-UNV-DIM

DLC (S-2FF43J)

ADD STAND ALONE CONTROL

Wall Switch Occupany Sensors

#DSW-301-W

- Dual Technology Wallbox sensor switch
- MVOLT relay controls up to 1200W



#DW-311-W

- Dual Technology Wallbox sensor switch
- Onboard 0-10V Dimming
- Dipswitches for setting Auto ON/ Manual ON operation and time delay

Color Selectable & PIR Sensor Switch - Suitable for Stairwells

NWL LED Wraparound with Color Select & PIR Sensor Switch

NWL: 4' LED Wraparound

34.3W, 4180LM, 3000 to 4000K, 120-277V, 0-10V DIM

#NWL43050L8CST-UN3-DIM

DLC Stairwell (S-Y3101F)



Day-Brite
CFI
by  Signify

- White polycarbonate housing for durability
- Frosted polycarbonate lens for even, low glare lighting
- Power interconnect (both flush and 12" cable) provided to link fixtures together if desired
- Maximum number of fixtures linked together is 8.
- Integrated PIR occupancy sensor with 15 minute 100% to 20% delay time. Sensing diameter approximated 2x mounting height of fixture. Integrated on/off switch to engage sensor. Default factory setting is sensor off/ not engaged.
- Suitable for damp locations.
- Five year limited warranty



Interior Solutions - Wraparounds



WNLED LED Wraparound

WNLED: 4' LED Wraparound

31W, 4080lm, 4000K, 120-277V, 80CRI, 0-10V DIM

#4WNLELDL4-40SL-F-UNV-L840-CD1-U

DLC (PK3W95DW)

- 54,000 hour LEDs at L70 for reduced maintenance
- Frosted acrylic lens
- 7-5/8" Wide
- Damp location label standard
- Five year comprehensive fixture warranty

Color Selectable & Wattage Selectable

CRW LED Wraparound with Color & Wattage Selectable

CRW: 4' LED Wraparound

28 to 40W, 3735 to 5880LM, 3500 to 5000K, 120-277V, 0-10V DIM

#CRW4-LSCS

DLC (PB0QBKBD)

Columbia
LIGHTING

- Up to 54,000 hour predicted L70 LED lumen for reduced maintenance
- Acrylic lens for superior efficiency, resistance to UV aging
- Steel housing and end caps
- Damp location label standard
- Five year limited warranty



Interior Solutions - Strip Lights

Color Selectable & Lumen Selectable

The SDS Selectable Strip LED

SDS: 2' LED Linear Strip

1200/1800/2400LM, 3500/4000/5000K,
80 CRI, 120-277V, 0-10V DIM

#SDS21224L8CSTUNVDIM

DLC (PLV59H45ZE1C)

SDS: 8' LED Linear Strip w/sensor

4900/7350/9800LM, 3500/4000/5000K,
80 CRI, 120-277V, 0-10V DIM

#SDS84998LCST-UN3-DIM-OCC

DLC (S-TV7JSC)

SDS: 4' LED Linear Strip

2430/3640/4850LM, 3500/4000/5000K,
80 CRI, 120-277V, 0-10V DIM

#SDS42448L8CSTUNVDIM

DLC (PLLJC55HRPZT)



Day-Brite

CFI

by Signify

- Field CCT and Lumen selectable
- Suitable for damp locations
- Frosted polycarbonate lens for even, low glare lighting
- cULus listed to meet UL 1598 standards for -20C to 40C ambient
- Safety cable between lens/LED assembly and housing for ease of service and installation
- L70 LED predicted lumen maintenance >50,000 hours. Compact design for installation in tight spaces
- Five year limited warranty

ADD STAND ALONE CONTROL

Field Installable Motion Sensor

#MD360



- 100% digital PIR detection - provides excellent RF immunity
- No PIR field calibration or sensitivity adjustments required
- Powers from single or two-phase line connections
- Digital push-button programming - no tools or analog adjustments required
- Default 10 minute occupancy time delay
- 120-277V



Interior Solutions - Strip Lights

FluxStream Industrial

FSI: 4' LED Industrial Strip

34W, 3958LM, 4000K, 120-277V, 80 CRI, 0-10V DIM

#FSI440L840UNVDIM

DLC (S-L7VPNY)

#FSI440L840-UNV-SDIM-LSXR10 (Step Dimming Occ Sensor)

DLC (S-P3XS0A)

Day-Brite

CFI

by **Signify**

- Up to 100,000 hour predicted L70 LED lumen maintenance
- Diffuser and LED plate snap into place allowing tool-free access to LED boards and driver
- Can be surface mounted on ceilings or walls (ADA Compliant), or suspended via chain, pendants or cables
- Frosted acrylic diffuser provides wide light distribution and superior glare control
- Ideal for cold applications (-20°C)
- Enclosed lens minimizes penetration of dust, insects, and other debris into the lamp compartment
- Five year limited warranty



FluxStream Linear Industrial

FSI: 8' LED Industrial Strip

104W, 11648LM, 4000K, 80 CRI, 120-277V DIM

#FSI8110L840UNVDIM

DLC (S-FQV0BO)

FSI: 8' LED Industrial Strip

119W, 14598LM, 4000K, 80 CRI, 120-277V DIM

#FSI8140L840-UNV-DIM

#FSI8140L-840UNVDIM-SWZCS (Networked Sensor)

DLC (P0LK3X88)

Highbay

Color Selectable & Lumen Selectable

HCY LED High Bay

HCY:

50-150W, 8000/14000/21000LM, 3500/4000/5000K, 120-347V, 80 CRI, 0-10V DIM

150-240W, 24000/32000/37000LM, 3500/4000/5000K, 120-347V, 80 CRI, 0-10V DIM

#HCY0823L8CST-UN3-DIM

DLC (S-N2X40V)

#HCY2437L8CST-UN3-DIM

DLC (S-NNFDZL)



Day-Brite

CFI

by  Signify

- Die cast frame and driver containment housing.
- Corrosion resistant black finish
- Clear polycarbonate lens protects LEDs.
- Heavy duty hook provided for connection to customer-supplied suspension.
- Lumen maintenance up to 70% (L70) at 50,000 hours
- Field CCT lumen selectable
- IP65 and NEMA4X rated. IK08 impact rated.
- 6' cord provided for power connection and dimming connection.
- Five year limited luminaire warranty



Highbay

Color Selectable & Lumen Selectable

FCY LED High Bay

FCY:

55-104W, 8000/12000//15000LM, 4000/5000K, 120-277V, 80 CRI, 0-10V DIM

101-162W, 15000/18000//24000LM, 4000/5000K, 120-277V, 80 CRI, 0-10V DIM

#FCY0815L8CST-UNV-DIM DLC (S-YWDYN1)

#FCY1524L8CST-UNV-DIM DLC (S-T285QL)



- Die formed sheet metal housing and end plates
- Corrosion resistant gloss white paint after fabrication finish
- V-hooks and 48" chains supplied (set of 2) for installation
- Lumen maintenance up to 70% (L70) at 50,000 hours
- Access plate located on top of housing for easy wiring
- Frosted acrylic diffuser provides wide light distribution and superior glare control
- Field lumen selectable for 8,000/12,000/15,000 or 15,000/18,000/24,000

Day-Brite
CFI
by **Signify**



FCY-REMOTE

ADD STAND ALONE CONTROL

Field Installable Motion Sensor

#MD360


- 100% digital PIR detection - provides excellent RF immunity
- No PIR field calibration or sensitivity adjustments required
- Powers from single or two-phase line connections
- Digital push-button programming - no tools or analog adjustments required
- Default 10 minute occupancy time delay
- 120-277V



Interior Solutions - Trim Kits

Color Selectable & Lumen Selectable

LIGHTOLIER

by  Signify

Commercial Retrofit Downlight

4" Downlight

13W, 500LM/750LM/1000LM, 3000K-4000K, 90CRI, 120/347V, 0-10V Dimming

#CR4RLMCCT *ES (3892604)*

6" Downlight

19W, 700LM/1000LM/1500LM, 3000K-4000K, 90CRI, 120/347V, 0-10V Dimming

#CR6RLMCCT *ES (3892605)*

8" Downlight

28W, 1000LM/1500LM/2300LM, 3000K-4000K, 90CRI, 120/347V, 0-10V Dimming

#CR8RLMCCT *ES (3892606) (Wattage exceeded for Field Installable Emergency Backup)*

10" Downlight

40W, 1500LM/2000LM/3000LM, 3000K-4000K, 90 CRI, 120/347V, 0-10V Dimming

#CR10RLMCCT *ES (3892607) (Wattage exceeded for Field Installable Emergency Backup)*

- Ability to switch to three different lumen package. Select the desired lumen output using the switch before installation. Lumen output can be changed after installation by un-installing the luminaire from the ceiling
- Trim is supplied with quick connect metal conduit with connector inside
- Class 1 power unit for use in a dry and damp locations
- Aluminum white painted with baffle.
- Expected lifetime 50,000 hours
- RoHS compliant.
- L70 at 50,000 hours
- Five year warranty



Interior Solutions - Trim Kits

Color Selectable & Lumen Selectable

Commercial Retrofit Downlight

6" Downlight

15W, 935LM, 2700K-5000K, 90CRI, 120-277V, 0-10V Dimming

#HLB6099FSE010MWR ES (3701813)



Commercial Retrofit Downlight

8" Downlight

32W, 2600LM, 2700K-5000K, 90CRI, 120-277V, 0-10V Dimming

#HLB8LS9FSE010MWR ES (3706758)



- Direct mount (does not require recessed housing or junction box)
- 6" 900lm, 1020lm, 1060lm, 1140lm selectable Lumen
- 8" 1400lm, 1900lm, or 2400lm selectable Lumen
- Achieves L70 at 50,000 hours in IC and non-IC applications
- 2700K, 3000K, 3500K, 4000K and 5000K field selectable CCT
- 90 CRI (min), R9 50 and color accuracy within 4 SDCM
- Wet location listed for showers and protected ceilings; Available in 120V or 120-277V

Lighting Controls



Sensors

Load Controller



Daylight Harvesting



CornerMnt



Ceiling Mnt



Wireless PowPak

Radio Powr Savr wireless sensor

- Controls 277W or 1385W
- Select either area sensing or individual fixture sensing
- MVOLT Input

- Utilizes PIR Technology to detect motion in the space
- Wirelessly transmits communication between switches and relays
- Mounting options include: wall, hallway, corner or ceiling
- Daylight sensor adjusts dimming level based on available sunlight
- 10 Year Battery Life

Switches & Dimmers

Wireless Remotes



Maestro Sensor Switches



Maestro Dual Technology Sensor Switch



Maestro Sensor Dimmers

- No wires—put it where it's most accessible
- Pedestal mount for tabletop use
- Surface mount anywhere with Claro wall plate
- 10-year battery life



Pico 2-button



Pico 3-button with raise/lower Wireless Remote



Lighting Controls

Switch



Low Voltage Switch LVS-101

- 24V local switch to trigger powerpacks
- LED status indicator



WATTSTOPPER®

Sensors



Wall Switch Sensor DSW-301

- Dual Technology Wallbox sensor switch
- MVOLT relay controls up to 1200W



Ceiling Sensor DT300

- 24V Ceiling Mounted Occupancy Sensor
- 1000 sq ft, 360 deg coverage
- Configured by onboard dipswitches



Wall Switch Sensor DW-311

- Dual Technology Wallbox sensor switch
- Onboard 0-10V Dimming
- Dipswitches for setting Auto ON/Manual ON operation and time delay

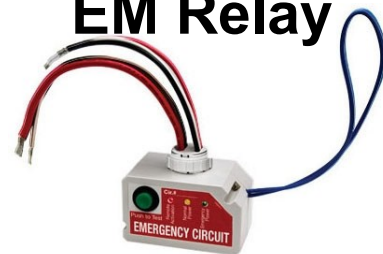
Load Controller



Power Packs BZ-150 & BZ-250

- Control up to 20A of Lighting Power
 - BZ-250 is rated for plug load control
- Power up to 6 sensors from 1 powerpack
- Selectable Manual ON/Auto ON Functionality

EM Relay



Emergency Relay ELCU-200

- UL924 certified relay for Emergency Lighting
- Allows EM Lighting to operate like Normal Lighting
- Control up to 16A of Emergency Lighting

Interior & Exterior Solutions - Vaportite

Color Selectable & Lumen Selectable

APVT: 4' Vaportite LED

22-46W, 2977-6241LM, 3500/4000/5000K, 80 CRI, 120-277V, 0-10V DIM

#4APVTLD-SL3C3 *DLC Low Bay (S-M39BJL)*



APVT: 8' Vaportite LED

59-94W, 8726-11200LM, 3500/4000/5000K, 80 CRI, 120-277V, 0-10V DIM

#8APVTLD-SL3C3

DLC Direct Linear (S-3BERMZ) *DLC High Bay (S-3EH2VC)*

- Lumen and CCT select
- 2-piece easy access design: captive lens, electrical and housing enclosures
- Stainless steel latches, single conduit hub, and mounting included
- Impact protection rating IK07 Lens and IK10 Housing
- Standard 0-10V dimming to 10%
- cULus listed for wet location rated
- IP65 rated
- 5 year warranty



Exterior Solutions - Garage & Canopy

Color Selectable & Wattage Selectable

Stonco
by  Signify



Garage and Canopy LED

GCR: Garage and Canopy DualSelect LED

28/40/60W, 3870-9130LM, 3000/4000/5000K, 70 CRI, 120-347V

#GCR60-SCT-G1-SM5-10BZ

DLC (PLVXWEOIQDC5)

Integrated Motion and Daylight Sensor

Equipped with an integrated Motion and Daylight Sensor, controlled by a remote hand-held programming device (GC60/90-MH10) not included in the fixture.

Sensor Default Setting:

60W Hold-on time: 5 min, Dimming level 50%, 150lux (active motion sensing), Daylight priority, 100% detection area.

- Selectable Color temperature: 3000K, 4000K and 5000K CRI 70
- UV stabilized polycarbonate lens with extruded silicone gasket
- Entire luminaire including light engine and driver/electrical compartment IP65 rated
- Surge Protection: Each luminaire is provided as standard with 4kV surge protection
- Five year limited warranty

*Durable, cost-effective lighting for parking garages,
covered walkways and outdoor canopies*

CNR Lighting: 800-545-0440

Exterior Solutions - Garage & Canopy

Color Selectable & Wattage Selectable with Integral Motion Sensor

Garage and Canopy LED

GC: Garage and Canopy DualSelect LED

28 TO 60W, 4100 TO 7900LM,
3000/4000/5000K, 70 CRI, 120-347VAC

#GC60-SCT-G2-SM5-10BZ

#GC60/90-MH10 (Remote Control)

DLC (PLVXWEOIQDC5)



Integrated Motion and Daylight Sensor

Equipped with an integrated Motion and Daylight Sensor, controlled by a remote hand-held programming device (GC60/90-MH10) not included in the fixture.

Sensor Default Setting:

60W Hold-on time: 5 min, Dimming level 50%, Stand-by time: 5min, 150lux (active motion sensing), Daylight priority, 100% detection area.

KEENE

by  signify

- Selectable Color temperature: 3000K, 4000K and 5000K CRI 70
- UV stabilized polycarbonate lens with extruded silicone gasket
- Entire luminaire including light engine and driver/electrical compartment IP65 rated
- Surge Protection: Each luminaire is provided as standard with 4kV surge protection
- Five year limited warranty

*Durable, cost-effective lighting for parking garages,
covered walkways and outdoor canopies*



Exterior Solutions - Garage & Canopy

Color Selectable & Wattage Selectable



Garage and Canopy LED

CLCS: Garage and Canopy DualSelect LED

24 TO 60W, 3400 TO 8200LM, 30,40,50K, 80 CRI, 120-347V, Photocell

#CLCS15S-PC *DLC (S-GFY8QK)*



- Fixed output and selectable configurations available across 2 housing sizes
- Lumen packages range from 3,400 - 8,200 lumens (24W - 60W)
- Replaces 150W up to 250W HID equivalent
- Efficacies up to 153 lumens per watt at maximum output
- Energy and maintenance savings up to 86% versus HID solutions
- Standard five-year warranty

Exterior Solutions - Wallpacks

Color Selectable & Wattage Selectable



Wall Pack

TWR LED

44W, 8200/12100/161000LM, 3000/4000/5000K, 80CRI, 120-347V

#TWR2 LED ALO SWW2-U-VOLT PE DDBTXD DLC (S-WO4DLH)

- Replaces 70W up to 400W HID equivalents
- Energy savings of up to 86% when replacing HID wall packs with less than two year paybacks
- Standard photocell can be turned on or off
- IP65 rated, Die-cast aluminum housing and borosilicate glass lens



Wall Pack

Lumark Axcent

44W, 5520LM, 4000K, 70CRI, 120-277V, 0-10V Dimming

#AXCS4A DLC (PI16J9UO)

#AXCS4ARL (w/ Refractive Lens)

- Available in 14W - 123W (1,800 - 17,000 lumens) models
- Full cutoff and refractive lens models available
- Energy and maintenance savings up to 95% compared to HID
- Energy efficient illumination results in up to 144 LPW
- Replaces 70W up to 450W HID equivalents



Exterior Solutions - Wallpacks

Color Selectable & Wattage Selectable



Wall Pack

WP: LED Wall Pack DualSelect

28W/40W/60W, 3860-7680LM, 30K/40K/50K, 70 CRI, 120-347V

#WP60-SCT-G2-10-BZ

DLC (PLS3A95FM210)

70W/80W/90W/100W, 9240-12800LM, 30K/40K/50K, 70 CRI, 120-347V

#WP100-SCT-G2-10-BZ

DLC (PLDEKKDYR83Y)

- Selectable Color temperature 3000K, 4000K, 5000K. Minimum CRI of 70
- LED light engine is weather proof sealed in a luminaire rated IP65
- Four Daylight sensor options
- Luminaires are all covered by a 5-year limited warranty

Stonco
by Signify

Wall Pack

ASW: Adjustable Slim

15W/20W/25W, 1800/2400/3000LM, 30K/40K/50K, 70 CRI, 120-277V

#ASW25-SCT-G1-8-PCB-BW

DLC (S-PXDSIH)

45W/60W/75W/100W, 5400/7200/9000LM, 30K/40K/50K, 70 CRI, 120-277V

#ASW75-SCT-G1-8-PCB-BW

DLC (S-71O45S)

- Selectable Color temperature 3000K, 4000K, 5000K. Minimum CRI of 70
- LED light engine is weather proof rated IP65
- Photo control button (PCB) included as standard.
- Luminaires are all covered by a 5-year limited warranty



Exterior Solutions - Flood Lights



Landscape B9 FlexScape LED

B9: Accent Line-Voltage Luminaire

#B9DCH

Philips Hadco FlexScape B9 accent line-voltage landscape luminaire has interchangeable optics 20°, 36° and 65° by switching optic lenses. This adjustable luminaire also has the ability to switch between 5 preset light outputs.

Lumen Matrix

Wattage	Amps		4000K		
	120V	277V	Narrow	Medium	Wide
10W	80mA	50mA	1102	1097	1023
13W	110mA	55mA	1580	1573	1467
19W	155mA	75mA	2249	2240	2089
27W	225mA	100mA	3097	3087	2874
33W	275mA	120mA	3622	3598	3372

Ideal for landscape lighting, signage, flag poles and building facades.

- Adjustable knuckle stem provides range of rotation
- 0-10V dimming
- IP66 Rating—Dust tight and sealed against direct jets of water
- Five year limited warranty



Exterior Solutions - Flood Light w/Camera



Bullet Outdoor SMART Security Camera

#65-901



Stay connected and feel protected with Satco's new LED security floodlight. Featuring a 1080p HD camera with a 150 degree viewing angle, two-way talk, infrared night detection and advanced motion detection settings. Set motion zones and the sensitivity of mobile alerts with this system. Using the Starfish app, get real time notifications of motion detection or check your motion recording history to see activity

- Local storage with up to 128GB SD card
- Adjustable heads and camera in a black finish
- Wireless control using the Starfish App
- Compatible with: Hey Google; Siri; Alexa; SmartThings
- Die-Cast Construction; IP65 Rated
- Five year limited warranty

Exterior Solutions - Flood Lights

Color Selectable & Wattage Selectable

The SlimFlood dual select offers energy saving LED technology along with field selectable color and wattage. Versatile and stylish with seven different sizes to choose from, provides application flexibility for ground, wall or pole mounting installations. Ideal for sign lighting, building facades, security lighting, and general purpose floodlighting applications.

Stonco

by  signify

Floodlights

SF: SlimFlood Dual Select

15/25/35W, 2370/3800/5075LM, 3000K/4000K/5000K, 120-347V

#SF35-SCT-K-G2-10-PCB **DLC (S-17Z86U)**

15/35/60W, 2370/5320/8700LM, 3000K/4000K/5000K, 120-347V

#SF60-SCT-Y-G2-10-PCB **DLC (S-746YXP)**

60/80/100W, 9540/12320/14800LM, 3000K/4000K/5000K, 120-347V

#SF100-SCT-T-G2-10-PCB **DLC (S-RENDJO)**

100/120/150W, 15800/18240/21750LM, 3000K/4000K/5000K,

120-347V

#SF150-SCT-T-G2-10-PCB **DLC (S-M8YAEV)**


#SF150-SCT-S-G2-10-PCB



- Single piece aluminum alloy die cast housing
- 5W - 150W Tempered glass lens
- All luminaires are provided with three field selectable color temperature options: 3000K/4000K (Default)/5000K
- Fade and abrasion resistant powdercoat bronze finish
- Entire luminaire including light engine and driver/electrical compartment IP65 rated in all aiming positions including upward aiming floodlighting applications
- Five year limited warranty



Outdoor Solutions - Area Lights



LAS

Area/Site Luminaire

29W—153W, 4,901LM—20,089LM, 4000K, 120-277V, 70 CRI

#LAS45P-T3 (Pole Mount Arm, Type 3 Distribution)

DLC (P1T4HG08)

#LAS45S-T3 (Slipfitter Mount, Type 3 Distribution)

DLC (P1T4HG08)

#LAS45P-T4 (Pole Mount Arm, Type 4 Distribution)

DLC (PJZTZ423)

- Die-cast aluminum housing with hinged, die-cast aluminum door
- Pole mount arm mounts directly to minimum 4 inch round or square poles (recommended Type N drill pattern)
- Slipfitter mounts available to order
- IP65 rated housing enclosure
- 10-position lumen selectable across 2 housing sizes
- Lumen packages range from 4,900 - 20,000 lumens (30W - 153W)
- Replaces up to 450W HID equivalent
- Efficacies up to 135 lumens per watt at maximum output
- Energy and maintenance savings up to 79% versus HID solution
- Five year warranty

Photocell Shorting Cap

Twist Lock Style

TORK #5500



Exit Signs



CE Series LED Emergency Exit

#CER

White Thermoplastic, Universal Face, Red Letters

- LED life-cycle of more than 10 years
- Wall or ceiling mounting
- Suitable for damp locations
- Dual voltage 120 or 277V AC input
- Canopy included
- Two year full unit warranty



CC Series LED Combination Exit/Emergency Light

#CCGRC, #CCR, #CCRRC

White Thermoplastic, Universal Face, Green or Red Letters

Remote capacity or extended runtime option available

- LED life-cycle of more than 10 years
- Suitable for damp locations
- Dual-voltage 120 or 277V AC input
- Includes long-life Nickel Cadmium or Nickel Metal Hydride battery for UL recognized 90 minute emergency lighting
- Lamp-heads are fully adjustable
- Canopy included
- Two year full unit warranty



Exit Signs & Emergency Lights

EXRG & Series LED Emergency Exit

#EXRG M6

#ECRG RD M6

#EXRG EL M6

White Thermoplastic, Universal Face, Green or Red Letters

- Internal toggle switch for red or green exit
- Test switch and status indicator for low maintenance (EL emergency models only)
- UL indoor damp location 50° to 104°F (10°C to 40°C) listed standard
- Dual voltage 120 or 277VAC
- ECRG RD: multi-voltage 120-277V, 50/60Hz



CU2 Series LED Emergency Light

#CU2

White Thermoplastic LED Emergency Light

- LED life-cycle of more than 10 years
- Suitable for damp locations
- Fully adjustable lamp-heads
- Two year full unit warranty

COR Series LED Outdoor Remote

#CORD (DOUBLE), #CORS (SINGLE)

White Thermoplastic LED Outdoor Remote Emergency Light

- Single and Double lamp-head outdoor remote with base
- LED lifecycle of more than 10 years
- Quick installation
- Fully adjustable lamp-heads
- Fully gasketed for application in wet environment
- Two Year full unit warranty



Temporary Work Lights

Temporary Work Lights LED

#LED-9003-50K-5PK

#LED-9003-50K-10PK-163



- Daisy-chain multiple sets together. (see table below)
- Lights come permanently connected.
- Offers a flexible solution for temporary lighting.
- Operates on standard 120 volt power.
- -40°F to 104°F Operating temperature
- IP65 Rated
- 80CRI
- 70,000 hour LED at L70
- Total string lengths:
 - 5 pack = 50'
 - 10 pack = 100'
- No bulbs or ballasts to replace.
- 3 Year Warranty

Quick Install

Metal Hook



PART #	REPLACES	WATTAGE	LUMENS	DAISY-CHAIN (UP TO)	CCT
LED-9003-50K-5PK	300W Incandescent (5x60W)	40W (5x8W)	5,000 (Per String)	10 Strings (500FT)	5000K
LED-9003-50K-10PK-163	600W Incandescent (10x60W)	80W (10x8W)	10,000 (Per String)	10,000 (Per String)	5000K









Light Efficient Design



Wire Nuts and Connectors




	IDEAL 30-059 (100 ct) Wire nut, Black, High Temperature
	IDEAL 30-072 (100 ct) IDEAL 30-172 (1000 ct) Wire nut, Blue
	IDEAL 30-073 (100 ct) IDEAL 30-073J (300 ct) IDEAL 30-173 (1000 ct) Wire nut, Orange
	IDEAL 30-074 (100 ct) IDEAL 30-274 (500 ct) Wire nut, Yellow
	IDEAL 30-076 (100 ct) Wire nut, Red
	IDEAL 30-341 (150 ct) IDEAL 30-641 (500 ct) Wire nut, Tan
	IDEAL 30-452 (100 ct) IDEAL 30-652J (500 ct) Wingnut, Red
	IDEAL 30-654 (100 ct) Wingnut, Blue

	IDEAL 30-087J (150 ct) Push In Connector, Grey
	IDEAL 30-372 (25 ct) IDEAL 30-382J (75 ct) IDEAL 30-352J (150 ct) IDEAL 30-102 (1000 ct)) Male/Female Ballast Disconnect
	IDEAL 30-1034 (100 ct) Push In Connector, 4 Port, Yellow
	IDEAL 30-1033 (100 ct) Push In Connector, 3 Port, Orange
	IDEAL 30-1032 (100 ct) Push In Connector, 2 Port, Red
	IDEAL 30-353XJ (100 ct) PowerPlug Lum. Disconnect, 3 Wire,
	IDEAL 30-10L22 (150 ct) Lever Connector, 2 Port , Clear/Blue

Switchgear



Lighting Panel



Modular Metering



Circuit Breakers



Busway



Safety Switch



Panelboard

- Switchboards
- Panelboards
- Lighting Panels (stocked)
- Load Centers
- Breakers (stocked)
- Disconnect Switches (stocked)
- Transformers (stocked)
- Metering
- Control Products
- Medium Voltage
- Coordination Studies
- And more!



Transformer



MCC



Switchgear



Switchboard

Need a quote? Email: gear@cnrlight.com



Need a fuse?

We are partnered with Littelfuse to bring you what you need.



- Fuses (class CC, RK1, RK5)
- Fuse Boxes
- Elevator Disconnects
- Fusible Shunt Trip Panels
- Surge Protection Devices
- LED Lighting Protection



Bulk Recycling



Don't forget to recycle!

CNR, in close partnership with Veolia Environmental Services, have facilitated the recycling of more than 1400 tons of potentially hazardous waste since 2005!

Ask your CNR Account Executive for details on our recycling program and
PITCH IN!

Bulk Recycling is picked up by CNR and scheduled for bulk pickups by Veolia from our warehouse.


-Good for re-lamp and retrofit projects

-Billed on a unit pricing basis

-Lamps per linear foot

-Lamps per each

-Batteries or Ballast per pound



The bottom line...

The most effective way to protect against future liability is to ensure that the mercury in lamps is reclaimed by a reliable, reputable environmental service company. The same holds true for all types of universal wastes including batteries and electronic equipment.



Batteries

If you're buying batteries anywhere locally, chances are you're paying too much.



*CNR will beat any advertised price from local wholesalers and retailers in case quantities
AND... deliver them right to your door.*

LED Programmable LED Drivers

PHILIPS ADVANCE

PROGRAMMABLE LED DRIVER

100-560mA, 20W, 120-277, 0-10V DIM

#XI020C056V054BST2M

100-1000mA, 36W, 120-277, 0-10V DIM

#XI036C100V054DSM1M

100-1500mA, 54W, 120-277, 0-10V DIM

#XI054C150V054BST1M



100-1800mA, 55W, 120-277, 0-10V DIM

#XI055C180V054BSJ1M

100-2000mA, 75W, 120-277, 0-10V DIM

#XI075C200V054BST1M

Emergency Battery Back-Up Kit

FPEM

Remote Field Installable 10W Emergency Driver Kit

- 1/2" Chase nipple and nut
- Die formed .0625" galvanized steel J box mounting bracket
- Two-wire illuminated test switch (2W-ITS) and wall plate
- Manual testing via the remote indicator light and test switch
- Operates an LED load of up to 10.4W at nominate battery voltage for a minimum of 90 minutes
- Die formed .0625" galvanized steel J box and J box cover, which includes both 3/4" and 1/2" knockouts
- Indicator test switch and plate mounting compatibility with grid ceiling, drywall, or open ceiling applications



Day-Brite
CFI
by **Signify**

Kit Compatible with the following Day-Brite fixtures

FluxPanel SBP	FluxPanel Delectable LED Flat Panel
FluxPanel FPZ	FluxPanel Gen 2 LED Flat Panel
Flux Grid Gen 2	Flux Grid Gen 2 LED Troffer
NWL Wraparound	NWL Wraparound LED
SDS LED	SDS LED Selectable Strip
FCY	FCY High Bay



Specialty Lamps

Color Selectable & Lumen Selectable

LED CORN COBS

36W, 4800/5000/5000LM, 3000/4000/5000K, 100-277V

(150W Equivalent)

#570465 DLC (PLKHJQIOIQ2U)

36CC/LED/3CCT/LS EX39 G3 BB

45W, 5800/6200/6200LM, 3000/4000/5000K, 100-277V

(175W Equivalent)

#570473 DLC (PLQBU4L9A885)

45CC/LED/3CCT/LS EX39 G3 BB



Philips Corn Cob HID replacement lamps are a perfect LED replacement for a variety of outdoor applications. High intensity illumination, which means you get added visibility for applications such as streets, public areas, and much more for a fraction of the energy used by conventional HID.

54W, 7000/7500/7500LM, 3000/4000/5000K, 100-277V

(250W Equivalent)

#570481 DLC (PLI2F538JT5L)

54CC/LED/3CCT/LS EX39 G3 BB

63W, 7800/8500/8500LM, 3000/4000/5000K, 100-277V

(250W Equivalent)

#570499 DLC (PLKHJQIOIQ2U)

63CC/LED/3CCT/LS EX39 G3 BB



Color Selectable & Lumen Selectable

LED CORN COBS

45W, 3780/5040/6300LM, 3000/4000/5000K, 100-277V

(175W Equivalent)

#S23141 DLC (S-086UBA)

45W/LED/CCT/100-277V/EX39

54W, 5040/6300/7560LM, 3000/4000/5000K, 100-277V

(200W Equivalent)

#S23142 DLC (S-KS5HW0)

54W/LED/CCT/100-277V/EX39

100W, 8820/11200/14000LM, 3000/4000/5000K, 100-277V

(400W Equivalent)

#S23144 DLC (S-3KHWIB)

100W/LED/CCT/100-277V/EX39

Specialty Lamps

Color Selectable

LED A19 LAMP,

9W, 800LM, 2700/3000/3500/4000/5000K, 120V, 230 Beam Spread

(60W Incandescent Equivalent)

#9A19DIM/9CCTS

- SelectKelvin Technology: five field-selectable color temperatures (2700K, 3000K, 3500K, 4000K, 5000K)
- Suitable for use in totally enclosed fixtures and damp locations
- Fixture operating temperature: -4°F to 95°F (-20°C to 35°C)
- Lamp ambient temperature: -4°F to 113°F (-20°C to 45°C)
- Rated Lifetime (L70): 25,000hrs
- 3 year limited warranty



GREENCREATIVE



LED A21 LAMP,

17W, 2,000-2,100 LM, 3000K/4000K/5000K, 120-277V, 230 Beam Spread

#17A21/9CCTS/277V/DIM

- Replaces 125W/200W/300W Inc. and 70-100W / 100-175W HID Integral driver suitable for 120-277V Line voltage
- Suitable for use in totally enclosed fixtures and damp locations
- Omnidirectional 230° beam angle
- Fixture operating temperature: -4°F to 113°F (-20°C to 45°C)
- Lamp ambient temperature: -4°F to 140°F (-20°C to 60°C)
- L70 rated lifetime up to 50,000hrs
- 5 year limited warranty



Specialty Lamps



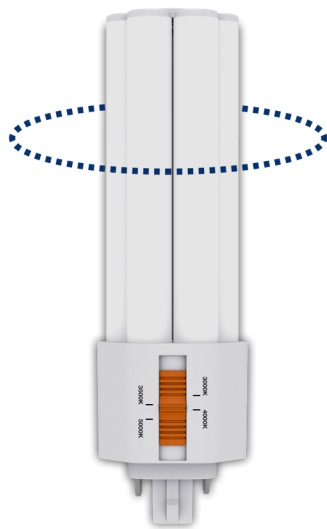
Color Selectable

LED CFL CFLED LAMP,

17W, 2,400-2,00 LM, 3000K/3500K/4000K/5000K, 120-277V, 360 Beam Spread

#17PLO/8CCTS/BYP

**Frosted Lens
360° Distribution**



GREENCREATIVE

- Replaces 32W, 42W CFL lamps Suitable for use in totally enclosed fixtures and damp locations
- BYPass installation - Work off line voltage (G24d/GX24d/G24q/GX24q)
- Suitable for damp locations
- Lamp ambient temperature: -4°F to 113°F (-20°C to 45°C)
- Fixture operating temperature: -4°F to 95°F (-20°C to 35°C)
- L70 rated lifetime up to 50,000hrs
- 5 year limited warranty

Specialty Lamps

Color Selectable

LED TLED, Type A & B Hybrid 4' T8

**12W, 1700/1700/1800/1800/1800LM,
3000/3500/4000/5000/6500K, 120-277V, 220 Beam Spread**

(32W Fluorescent Equivalent)

#588640 DLC (S-SR7DNJ)

12T8/COR/48-5CCT/FF18/G/DIM



PHILIPS

Lighting

Philips FlexFit (Hybrid UL Type A + B) lamps are designed with the customer in mind for installation flexibility. The FlexFit lamp can operate as both a plug and play (UL Type-A) and double-ended direct wire (UL Type -B). As with all Philips products, the FlexFit family of lamps are compatible with more ballasts than any manufacturer giving the customer peace of mind during installation. Additionally, the long life (50K hours) delivers reduced maintenance and replacement costs. If the ballast should fail, simply cut the ballast from the system and wire the tube directly to line voltage (120-277V)!



GREENCREATIVE

LED TLED, Type A & B Hybrid 4' T8

**12W, 1700/1750/1800/1800/1800LM,
3000/3500/4000/5000/6500K, 120-277V,
220 Beam Spread**

(32W Incandescent Equivalent)

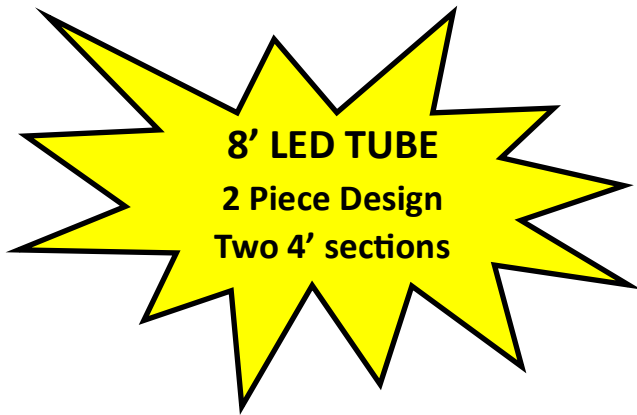
#12T8/4F/8CCTS/HYB/C

- Hybrid Installation - Directly work with existing instant start or program start electronic ballast, or operates on 120-277V line voltage
- SelectKelvin Technology: five field-selectable color temperatures (3000K, 3500K, 4000K, 5000K, 6500K)
- PET coated glass tube improving resistance to breakage
- Suitable for use in totally enclosed fixtures and damp locations
- Fixture operating temperature: -4°F to 95°F (-20°C to 35°C)
- Lamp ambient temperature: -4°F to 113°F (-20°C to 45°C)
- L70 rated lifetime up to 60,000 hours
- 5 year limited warranty*



Specialty Lamps

Color Selectable & Lumen Selectable



LED TLED, Type B Ballast Bypass

**24/32/40W, 3500/4400/5500LM,
3000/3500/4000/5000/6500K, 100-277V,
210 Beam Spread**

(40/55/70W Fluorescent Equivalent)

#S11756 *DLC (S-HPN8SY)*

40T8/LED/96-CCT/BP/2PC

- Field selectable: 3 wattage and 5 CCT
- DLC listed when used in FA8
- Optional R17d base caps included
- Includes c-clips for extra lamp support
- PET coated glass tube
- Compatible with optional 10W emergency driver

The unique 2-piece design of this T8 lamp allows for reduced shipping costs and easier installation than a single 8' long tube by using two 4' sections that securely interlock in the center for continuous illumination.

This ballast bypass lamp is also field selectable, offering three wattage options and five CCT options in one convenient unit. In addition, the lamp is built for use in Fa8 lamp holders, and comes with R17d adapter caps, making it versatile for use in a variety of shunted and non-shunted lamp holders.



Specialty Lamps

Color Selectable

**LED Sign Lamp, Type B
Ballast Bypass,**

360°, 120-277V

**9W, 1250/1300/1200LM, 40/50/65K,
(35W Fluor. & 40W Incand. Equivalent)**

#S16431

9T8/LED/HO-SIGN/24-3CCT/BP/SE

**12W, 1650/1750/1600LM, 40/50/65K,
(45W Fluor. & 50W Incand. Equivalent)**

#S16433

12T8/LED/HO-SIGN/36-3CCT/BP/SE

**15W, 2100/2200/2050LM, 40/50/65K,
(55W Fluor. & 75W Incand. Equivalent)**

#S16434

15T8/LED/HO-SIGN/42-3CCT/BP/SE

**18W, 2500/2600/2450LM, 40/50/65K,
(60W Fluor. & 90W Incand. Equivalent)**

#S16435

18T8/LED/HO-SIGN/48-3CCT/BP/SE

**24W, 3350/3450/3300LM, 40/50/65K,
(75W Fluor. & 100W Incand. Equivalent)**

#S16436

24T8/LED/HO-SIGN/60-3CCT/BP/SE



**26W, 3650/3750/3600LM, 40/50/65K,
(80W Fluor. & 100W Incand. Equivalent)**

#S16437

26T8/LED/HO-SIGN/64-3CCT/BP/SE

**30W, 4200/4350/4150LM, 40/50/65K,
(85W Fluor. & 125W Incand. Equivalent)**

#S16438

30T8/LED/HO-SIGN/72-3CCT/BP/SE

**32W, 4500/4650/4400LM, 40/50/65K,
(100W Fluor. & 125W Incand. Equivalent)**

#S16439

32T8/LED/HO-SIGN/84-3CCT/BP/SE

**36W, 5000/5200/4900LM, 40/50/65K,
(110W Fluor. & 125W Incand. Equivalent)**

#S16440

36T8/LED/HO-SIGN/96-3CCT/BP/SE

- CCT Selectable - 4000K/5000K/6500K
- Direct replacement for fluorescent high output sign lamps
- UL Type B - Ballast ballast bypass installation
- Double ended wiring for easy installation
- 14 available lengths from 18" to 120"
- Double sided LED for 360° of illumination
- 90° Rotatable R17d endcaps

 **SATCO**®

90° Rotatable
End Cap



Utility Rebates

Incentives Offered For New Energy-efficient Lighting & Controls Solutions

Instant Rebates

at point of sale on qualified EnergyStar & DLC Lamps & Fixtures

- CFLED (CFL replacements)
- HLED (High Bay replacements)
- TLED (Linear Fluorescent replacements)
- Troffers
- Flat Panels
- Linear Strip & Wrap
- Exterior
- High/Low Bay



Prescriptive Rebates

Higher incentives on qualified EnergyStar & DLC Lamps, Fixtures and Controls

Let us help you...

- Lighting Audits to help you identify energy-efficient lighting & control solutions
- Detailed Survey with ROI (Return on Investment)
- Handling of rebate paperwork for prescriptive rebates
- One point of contact throughout the entire rebate process, from application to incentive payment

Rebates offered by

BGE
DCSEU
Delmarva
Pepco
Potomac Edison
SMECO

Contact Kelly Gray at kellyg@cnrlight.com or ask any CNR Representative how to take advantage of these rebates today.

Contact Information

Executive Team

Robert Mills	President	rob@cnrlight.com	x124
Pete Gray	Executive Vice President	pete@cnrlight.com	x123
Robert Hallsky	Vice President, Controller	robh@cnrlight.com	x132
Safwan Nassar	Director of Switchgear	Safwan@cnrlight.com	cell: 240.856.8066
Angela Schwartz	Vice President, Sales	angelas@cnrlight.com	cell: 443-812-0577

Sales Team

Mike Campbell	Account Executive	mcampbell@cnrlight.com	cell: 443-867-0795
John Foster	Account Executive	jfoster@cnrlight.com	cell: 571-576-4254
Michael Fusco	Account Executive	mfusco@cnrlight.com	cell: 443-537-7453
Ron Harris	Account Executive	rharris@cnrlight.com	cell: 443-525-8467

Inside Sales/Customer Service Team

Leanna Bush	Customer Service	leanna@cnrlight.com	x118
Kim Carper	Office Manager, VA	kim@cnrlight.com	x104 (VA)
Lena Cohen	Organizational Development Manager	lena@cnrlight.com	x136 (VA)
Danielle Doucette	Inside Sales	Danielle@cnrlight.com	x107
Mike Farinelli	Project Quotations Associate	mfarinelli@cnrlight.com	x114
Steve Ferentinos	Project Quotations Rep	sferentinos@cnrlight.com	cell: 240-930-6987
Mike Fitch	Inside Sales	mikef@cnrlight.com	x117
Kelly Gray	Utility Programs Manager	kellyg@cnrlight.com	cell: 443-340-5121
Keith Price	Business Development Rep - Switchgear	keith@cnrlight.com	cell: 571-593-9035
Lindsey Ridgley	Procurement Assistant	lindsey@cnrlight.com	x106
Donna Schools	Purchasing Manager	donnas@cnrlight.com	x116
John Sears	Manager, Construction Lighting Projects	johns@cnrlight.com	x113

Support Staff

Chris Albright	Warehouse Operations Director	chris@cnrlight.com	x125
Tas Campbell	Accounts Payable	tcampbell@cnrlight.com	x122
Tim Davis, Jr	Counter Sales	tj@cnrlight.com	x103
Amy Ditto	Relationship Manager	amy@cnrlight.com	
Tyrone Graves	Asst. Warehouse Mngr/ Sales Fulfillment Spec.	tyrone@cnrlight.com	x126
Michelle Holthaus	Credit Analyst	michelleh@cnrlight.com	x121
Michele Kurtz	Office Administrator, Projects Team	michele@cnrlight.com	x102
Shelley Kurtz	Project Manager	shelley@cnrlight.com	x110
Brad Robinson	Warehouse Operation, VA	brad@cnrlight.com	cell: 240-856-5474
Katie Shipley	Project Coordinator, Office Manager	katie@cnrlight.com	x112
William Snook	Warehouse Associate	will@cnrlight.com	x128
Pam Whitaker	Switchgear Project Manager	pamela@cnrlight.com	x100
Megan Stallings	Receptionist	megan@cnrlight.com	x101
Zane Wetzel	Project Administrator	zane@cnrlight.com	x111

CORPORATE HEADQUARTERS
C.N. Robinson Lighting Supply Co.
4318 Washington Blvd.
Baltimore, Maryland 21227
410-242-4172

Submit Quote Requests to:
quotes@cnrlight.com

Submit Gear Requests to:
gear@cnrlight.com

VIRGINIA BRANCH
CNR Lighting, LLC
22560 Glenn Drive, Suite 112
Sterling, Virginia 20164
571-323-7590

CNR Lighting: 800-545-0440