

In Stock Catalog

2024



C. N. Robinson Lighting Supply Co., Inc.

www.cnrlight.com

Baltimore: 800-545-0440 Virginia: 800-545-0441

Lighting... It's What We Do.

We are a dynamic and valued business partner.

We are always a step ahead, prepared for the changing of time and customer needs.

We are driven by strong values, accountability, and high standards.

We Are CNR.



Table of Contents

Interior Solutions

Architectural Troffers w/Networked Sensors	3 - 5
Architectural Troffers	6-7
Flat Panels	8
Stairwell	9
Wraparounds	9 - 10
Strip Lights	11 - 12
High Bay	14
Commercial Retrofit Downlights	16 - 18
Lighting Controls	19 - 20

Interior & Exterior Solutions

Vaportights	15
-------------	----

Exterior Solutions

Garage & Canopy	21 - 23
Flood Lights	24 - 26
Wallpacks	27
Area Lights	28

Emergency & Exit Solutions

Field Installable Emergency Kit	13
Exit Signs	29
Emergency Lights	30

Temporary Work Lights

Batteries

Electrical Supplies

Wire Nuts & Connectors	32
Switchgear	33
Fuses	34

Recycling Solutions

LED Tunable Drivers

Specialty Lamps

Utility Rebates

Interior Solutions - Architectural Troffers

Integrated Daylight Harvesting & Occupancy Sensors



FluxGrid 2' x 2' LED Architectural Troffers

21W, 3071LM, 4000K, 120-277V, 80 CRI, 0-10V DIM

#2FGXG30L8402FSUNV-DIM-SWZCS *DLC (S-E4Q0D1)*

21W, 3050LM, 4000K, 120-277V, 80 CRI, 0-10V DIM

#2FGXG30L840-2-RS-UNV-DIM-SWZCS *DLC (S-RHK1D6)*

30W, 3742LM, 3500K, 120-277V, 80 CRI, 0-10V DIM

#2FGXG38L8352-FS-UNV-DIM-SWZCS *DLC (P2U724WH)*

26W, 3832LM, 4000K, 120-277V, 80 CRI, 0-10V DIM

#2FGXG38L840-2-FS-UNV-DIM-SWZCS *DLC (S-9UA0IS)*



FluxGrid 2' x 4' LED Architectural Troffers

26W, 3797LM, 3500K, 120-277V, 80 CRI, 0-10V DIM

#2FGXG38L8354-FS-UNV-DIM-SWZCS *DLC (S-VFY4KB)*

30W, 4401LM, 4000K, 120-277V, 80 CRI, 0-10V DIM

#2FGXG43L8404-FS-UNV-DIM-SWZCS *DLC (S-ERPD39)*

30W, 4370LM, 4000K, 120-277V, 80 CRI, 0-10V DIM


#2FGXG43L840-4-RS-UNV-DIM-SWZCS *DLC (S-8MQ103)*

Add Switch for Individual Room Control

Zigbee Green Power Switch

#UID8465/10

- Wireless operation, no power connections needed.
- Self-powered using kinetic energy of a button press action, no batteries required.
- Configurable as 2-button ON/OFF dimmer switch or 4-button ON/OFF dimmer switch with scene options
- Indoor wireless range typically 10 m (33 ft). Walls and obstacles might reduce the range.



* DLC qualification can change without notice

Interior Solutions - Architectural Troffers

Integrated Daylight Harvesting & Occupancy Sensors With Air Return

FluxGrid 2' x 2' LED Architectural Troffers

21W, 2976LM, 3500K, 120-277V, 80 CRI, 0-10V DIM

#2FGXGH30L835-2-RS-UNV-DIM-SWZCS *DLC (S-B92WQ3)*

21W, 3050LM, 4000K, 120-277V, 80 CRI, 0-10V DIM

#2FGXGH30L840-2-RS-UNV-DIM-SWZCS *DLC (S-RHK1D6)*

- Access to the boards and driver from below
- TM-21 predicted L70 lumen maintenance up to 100,000 hours
- Offers architectural appeal
- Two different lens styles available by order
- Integral emergency available by order
- Integral sensor options for occupancy sensing and/or daylight harvesting are available for additional energy savings with no reduction of life or increase in installation labor.
- Five year warranty (Terms and conditions apply)



Day-Brite

CFI

by **signify**

FluxGrid 2' x 4' LED Architectural Troffers

30W, 4264LM, 3500K, 120-277V, 80 CRI, 0-10V DIM

#2FGXGH43L835-4-RS-UNV-DIM-SWZCS *DLC (S-CBFPN8)*

30W, 4370LM, 4000K, 120-277V, 80 CRI, 0-10V DIM

#2FGXGH43L840-4-RS-UNV-DIM-SWZCS *DLC (S-8MQ103)*



* DLC qualification can change without notice

CNR Lighting: 800-545-0440

Interior Solutions - Architectural Troffers

Integrated Daylight Harvesting & Occupancy Sensors

Columbia
LIGHTING

LCAT: 1' x 4' LED Contemporary Architectural Troffer
33W, 4745LM, 4000K, 80 CRI, 120-277V, 0-10V DIM
#LCAT14-40MLG-DALIPU-ODPG *DLC (P4GEBAAV)*

LCAT: 2' x 2' LED Contemporary Architectural Troffer
29W, 3473LM, 4000K, 80 CRI, 120-277V, 0-10V DIM
#LCAT22-40MLG-DALIPU-ODPG *DLC (P7VR1ZCP)*
#LCAT22-40MLG-DALIPU-ELL14-ODPG *DLC (P7VR1ZCP)*

29W, 3418LM, 3500K, 80 CRI, 120-277V, 0-10V DIM
#LCAT22-35MLG-DALIPU-ODPG *DLC (PG1418H8)*

- High efficiency acrylic center lens features linear prisms for high performance without pixilation
- 60,000 hour LED at L80 (up to 150,000 projected life) for reduced maintenance
- 3000K & 5000K available by order
- QR code traceability
- Recessed, surface, or cable mount
- Five year warranty (Terms and conditions apply)



LCAT: 2' x 4' LED Contemporary Architectural Troffer
39W, 4990LM, 4000K, 80 CRI, 120-277V, 0-10V DIM
#LCAT24-40MLG-DALIPU-ODPG *DLC (P1KZL2NI)*
#LCAT2440MLG-DALIPU-ELL14-ODPG *DLC (P1KZL2NI)*

39W, 4848LM, 3500K, 80 CRI, 120-277V, 0-10V DIM
#LCAT24-35MLG-DALIPU-ODPG *DLC (PTK61MBE)*



* DLC qualification can change without notice

Interior Solutions - Architectural Troffers

Color Selectable & Lumen Selectable

Columbia
LIGHTING



- High efficiency acrylic center lens features linear prisms for high performance without pixelation
- Removable lens for easy access to LED module and electrical components
- 54,000 hour LEDs at L70 for reduced maintenance
- An access plate is furnished with each luminaire for fast wiring access without the necessity to open the fixture or wireway
- Five year warranty

LCAT: 2' x 2' LED Contemporary Architectural Troffer

21/25/35W, 2642-4460LM, 3500/4000/5000K, 80 CRI, 120-277V, 0-10V DIM

#LCAT22-LSCS

DLC (S-0TDGS1)

LCAT: 2' x 4' LED Contemporary Architectural Troffer

32/42/51W, 3964-6394LM, 3500/4000/5000K, 80 CRI, 120-277V, 0-10V DIM

#LCAT24-LSCS

DLC (S-AROF8M)



* DLC qualification can change without notice

CNR Lighting: 800-545-0440

Interior Solutions - Architectural Troffers



FluxGrid 2' x 2' LED Architectural Troffers

22W, 2962LM, 3500K, 120-277V, 80 CRI, 0-10V DIM

#2FGXG30L8352RSUNV-DIM

DLC (PQTR5SIP)

22W, 3038LM, 4000K, 120-277V, 80 CRI, 0-10V DIM

#2FGXG30L8402RSUNV-DIM

DLC (PUWCXW2E)

28W, 3742LM, 3500K, 120-277V, 80 CRI, 0-10V DIM

#2FGXG38L8352RSUNV-DIM

DLC (PUNRNNJ8)

28W, 3838LM, 4000K, 120-277V, 80 CRI, 0-10V DIM

#2FGXG38L8402RSUNV-DIM

DLC (PYHT3G0T)



FluxGrid 2' x 4' LED Architectural Troffers

27W, 3722LM, 3500K, 120-277V, 80 CRI, 0-10V DIM

#2FGXG38L8354RSUNV-DIM

DLC (PJKYU8ZJ)

27W, 3800LM, 4000K, 120-277V, 80 CRI, 0-10V DIM

#2FGXG38L8404RSUNV-DIM

DLC (PZQ386ZB)

31W, 4200LM, 3500K, 120-277V, 80 CRI, 0-10V DIM

#2FGXG43L8354RSUNV-DIM

DLC (P7YOJ9TQ)

31W, 4300LM, 4000K, 120-277V, 80 CRI, 0-10V DIM

- Access to the boards and driver from below
- TM-21 predicted L70 lumen maintenance up to 100,000 hours
- Offers architectural appeal
- Two different lens styles available by order
- Discrete air handling available by order
- Integral emergency available by order
- 5 year manufacturer's limited warranty



* DLC qualification can change without notice

Interior Solutions - Flat Panels

Color Selectable & Wattage Selectable

Selectable Backlit Panel 2' x 2' LED Flat Panel

30 to 39W, 3260 to 4247 LM, 3500 to 5000K,

120-277V, 80 CRI, 0-10V DIM

#2SBP3040L8CS-2-UNV-DIM

DLC (S-F0YRP6)



Selectable Backlit Panel 1' x 4' LED Flat Panel

30 to 39W, 3483 to 4443 LM, 3500 to 5000K,

120-277V, 80 CRI, 0-10V DIM

#1SBP3040L8CS-4-UNV-DIM

DLC (S-5JYP4G)



- Overall 1-1/2" deep luminaire, including driver box, provides minimal intrusion into the plenum space
- TM-21 predicted L70 lumen maintenance up to 67,000 hours per LED manufacturer LM-80 report.
- Standard configurations are 0-10V dimming to 5%
- Acrylic diffuser provides visual comfort and high efficiency.
- Flat opal lens is easy to clean and provides a uniform aesthetic on the ceiling plane.
- Tight enclosure assembly impedes ingress of dust and insects.
- Five year limited warranty includes LED boards and driver

Day-Brite

CFI

by Signify



Selectable Backlit Panel 2' x 4' LED Flat Panel

34 to 51W, 4138 to 5697 LM, 3500 to 5000K,

120-277V, 80 CRI, 0-10V DIM

#2SBP3550L8CS-4-UNV-DIM

DLC (PLF9P0ZMZAWR)



* DLC qualification can change without notice

CNR Lighting: 800-545-0440

Interior Solutions - Wraparounds

Color Selectable & PIR Sensor Switch - Suitable for Stairwells

NWL LED Wraparound with Color Select & PIR Sensor Switch

NWL: 4' LED Wraparound

34.3W, 4180LM, 3000 to 4000K, 120-277V, 0-10V DIM

#NWL440L8CSTUNVDIM-OCC


DLC Stairwell (PLZU26ESJ89L) &

DLC Direct Linear (PLTCN6OSD433)



Day-Brite

CFI

by  Signify

- White polycarbonate housing for durability
- Frosted polycarbonate lens for even, low glare lighting
- Power interconnect (both flush and 12" cable) provided to link fixtures together if desired
- Maximum number of fixtures linked together is 8.
- Integrated PIR occupancy sensor with 15 minute 100% to 20% delay time. Sensing diameter approximated 2x mounting height of fixture. Integrated on/off switch to engage sensor. Default factory setting is sensor off/ not engaged.
- Suitable for damp locations.
- Five year limited warranty

Interior Solutions - Wraparounds



WNLED LED Wraparound

WNLED: 4' LED Wraparound

31W, 4080lm, 4000K, 120-277V, 80CRI, 0-10V DIM

#4WNLELDL4-40SL-F-UNV-L840-CD1-U

DLC (PK3W95DW)

- 54,000 hour LEDs at L70 for reduced maintenance
- Frosted acrylic lens
- 7-5/8" Wide
- Damp location label standard
- Five year comprehensive fixture warranty

Color Selectable & Wattage Selectable

CRW LED Wraparound with Color & Wattage Selectable

CRW: 4' LED Wraparound

28 to 40W, 3735 to 5880LM, 3500 to 5000K, 120-277V, 0-10V DIM

#CRW4-LSCS

DLC (PB0QBKBD)

Columbia
LIGHTING

- Up to 54,000 hour predicted L70 LED lumen for reduced maintenance
- Acrylic lens for superior efficiency, resistance to UV aging
- Steel housing and end caps
- Damp location label standard
- Five year limited warranty



* DLC qualification can change without notice

CNR Lighting: 800-545-0440

Interior Solutions - Strip Lights

Color Selectable & Lumen Selectable

The SDS Selectable Strip LED

SDS: 2' LED Linear Strip

1200/1800/2400LM, 3500/4000/5000K,
80 CRI, 120-277V, 0-10V DIM

#SDS21224L8CSTUNVDIM

DLC (PLV59H45ZE1C)

SDS: 8' LED Linear Strip

4900/7350/9800LM, 3500/4000/5000K,
80 CRI, 120-277V, 0-10V DIM

#SDS84998L8CSTUNVDIM

DLC (PLRQ7P080H9L)

SDS: 4' LED Linear Strip

2430/3640/4850LM, 3500/4000/5000K,
80 CRI, 120-277V, 0-10V DIM

#SDS42448L8CSTUNVDIM

DLC (PLLJC55HRPZT)



Day-Brite

CFI

by Signify

- Field CCT and Lumen selectable
- Suitable for damp locations
- Frosted polycarbonate lens for even, low glare lighting
- cULus listed to meet UL 1598 standards for -20C to 40C ambient
- Safety cable between lens/LED assembly and housing for ease of service and installation
- L70 LED predicted lumen maintenance >50,000 hours. Compact design for installation in tight spaces
- Five year limited warranty

ADD STAND ALONE CONTROL

Field Installable Motion Sensor

#MD360

- 100% digital PIR detection - provides excellent RF immunity
- No PIR field calibration or sensitivity adjustments required
- Powers from single or two-phase line connections
- Digital push-button programming - no tools or analog adjustments required
- Default 10 minute occupancy time delay
- 120-277V



* DLC qualification can change without notice

Interior Solutions - Strip Lights

FluxStream Industrial

FSI: 4' LED Industrial Strip

34W, 3958LM, 4000K, 120-277V, 80 CRI, 0-10V DIM

#FSI440L840UNVDIM

#FSI440L840-UNV-SDIM-LSXR10 (Step Dimming Occ Sensor)

DLC (S-P3XS0A)

Day-Brite

CFI

by **Signify**

- Up to 100,000 hour predicted L70 LED lumen maintenance
- Diffuser and LED plate snap into place allowing tool-free access to LED boards and driver
- Can be surface mounted on ceilings or walls (ADA Compliant), or suspended via chain, pendants or cables
- Frosted acrylic diffuser provides wide light distribution and superior glare control
- Ideal for cold applications (-20°C)
- Enclosed lens minimizes penetration of dust, insects, and other debris into the lamp compartment
- Five year limited warranty



FluxStream Linear Industrial

FSI: 8' LED Industrial Strip

104W, 11648LM, 4000K, 80 CRI, 120-277V DIM

#FSI8110L840-UNV-DIM

DLC (S-FQV0BO)

FSI: 8' LED Industrial Strip

119W, 14598LM, 4000K, 80 CRI, 120-277V DIM

#FSI8140L840UNVDIM-SWZDT (Networked Sensor)

DLC (P0LK3X88)



* DLC qualification can change without notice

CNR Lighting: 800-545-0440

Emergency Battery Back-Up Kit

Day-Brite
CFI
by **Signify**



FPEM

Remote Field Installable 10W Emergency Driver Kit

#FPEMLED10RM

Kit Compatible with the following Day-Brite fixtures

FluxPanel SBP	FluxPanel Delectable LED Flat Panel
FluxPanel FPZ	FluxPanel Gen 2 LED Flat Panel
Flux Grid Gen 2	Flux Grid Gen 2 LED Troffer
NWL Wraparound	NWL Wraparound LED
SDS LED	SDS LED Selectable Strip
FCY	FCY High Bay

- Die formed .0625" galvanized steel J box and J box cover, which includes both 3/4" and 1/2" knockouts
- 1/2" Chase nipple and nut
- Die formed .0625" galvanized steel J box mounting bracket
- Two-wire illuminated test switch (2W-ITS) and wall plate
- Operates an LED load of up to 10.4W at nominate battery voltage for a minimum of 90 minutes
- Manual testing via the remote indicator light and test switch
- Indicator test switch and plate mounting compatibility with grid ceiling, drywall, or open ceiling applications

Highbay

FCY LED High Bay

FCY:

164W, 22250LM, 4000/5000K, 120-277V, 80 CRI, 0-10V DIM

#FCY22L8CST-UNV-DIM

DLC (PL450VSJUE9A)

Day-Brite

CFI

by **Signify**



- Die formed sheet metal housing and end plates
- Corrosion resistant gloss white paint after fabrication finish
- V-hooks and 48" chains supplied (set of 2) for installation
- Lumen maintenance up to 70% (L70) at 50,000 hours
- Access plate located on top of housing for easy wiring
- Frosted acrylic diffuser provides wide light distribution and superior glare control
- Field CCT selectable for 4000K or 5000K
- Five year limited luminaire warranty

ADD STAND ALONE CONTROL

Field Installable Motion Sensor

#MD360



- 100% digital PIR detection - provides excellent RF immunity
- No PIR field calibration or sensitivity adjustments required
- Powers from single or two-phase line connections
- Digital push-button programming - no tools or analog adjustments required
- Default 10 minute occupancy time delay
- 120-277V



* DLC qualification can change without notice

CNR Lighting: 800-545-0440

Interior & Exterior Solutions - Vaportite



- Full metal fixture liner
- Watertight housing
- Fiberglass housing is reinforced polyester and self extinguishing (ASTM-D635-74) plastic
- 1/2" conduit entry at each end of housing (standard) for continuous feed
- Polyurethane gasketing provides a continuous seamless seal for the diffuser lens
- Four sturdy cam latches clamp diffuser tightly for a positive seal between housing, gasketing and diffuser
- NSF International certified for NSF/ANSI Standard 2 – Food Equipment
- IP69 rated with wide or parking garage distributions
- Projected life is 60,000 hours at 91% lumen output
- Five year limited warranty.

Industrial 4' Vaportite LED

4VT3: 4'

39W, 5115LM, 4000K, 80 CRI, 120-277V

#4APVTL D-40L840

51W, 6033LM, 4000K, 80 CRI, 120-277V

#4VT3-LD5-6-G-UNV-L840-CD1-U

DLC (PDEVIYK6)



VTL8: 8' Vapor Tight LED

77W, 8529LM, 4000K, 82 CRI, 120-277V

#VTL8-7K840-U DLC (PVST09HI)

- Gasketed white fiberglass housing
- White enamel painted steel gear tray
- Housing includes a plugged 1/2" conduit entry point at each end
- (12) White plastic molded retaining latches
- (4) Stainless steel mounting brackets
- Suitable for wet locations
- IP65 rated for covered outdoor use
- Five year limited warranty.



* DLC qualification can change without notice

Interior Solutions - Downlights

Color Selectable Emergency



Commercial Retrofit Downlight

6" Downlight

14.5W, 1500LM, 2700K-5000K, 80-90CRI, 120-2777V, 0-10V Dimming, 7.5W Bodine Self-Test Emergency battery

#HC6R15D010BOD7ST

8" Downlight

14.5W, 1500LM, 2700K-5000K, 80-90CRI, 120-2777V, 0-10V Dimming, 7.5W Bodine Self-Test Emergency battery

#HC8R15D010BOD7ST



- Color temperatures: 2700K, 3000K, 3500K, 4000K, 5000K CCT
- CRI 80 or 90
- Medium beam distribution; Specular, Semi-Specular
- Retrofit 6-5/8" to 7-0" apertures
- Oversize reflector flange accommodates range of retrofit apertures
- Five year limited warranty

Interior Solutions - Trim Kits

Color Selectable & Lumen Selectable

LIGHTOLIER

by  **signify**

Commercial Retrofit Downlight

4" Downlight

13W, 500LM/750LM/1000LM, 3000K-4000K, 90CRI, 120/347V, 0-10V Dimming

#CR4RLMCCT *ES (2371059)*

6" Downlight

19W, 700LM/1000LM/1500LM, 3000K-4000K, 90CRI, 120/347V, 0-10V Dimming

#CR6RLMCCT *ES (2371060)*

8" Downlight

28W, 1000LM/1500LM/2300LM, 3000K-4000K, 90CRI, 120/347V, 0-10V Dimming

#CR8RLMCCT *ES (2371061)*

10" Downlight

40W, 1500LM/2000LM/3000LM, 3000K-4000K, 90 CRI, 120/347V, 0-10V Dimming

#CR10RLMCCT *ES (2371062)*

- Ability to switch to three different lumen package. Select the desired lumen output using the switch before installation. Lumen output can be changed after installation by un-installing the luminaire from the ceiling
- Trim is supplied with quick connect metal conduit with connector inside
- Aluminum white painted with baffle.
- Expected lifetime 50,000 hours
- RoHS compliant.
- L70 at 50,000 hours
- Class 1 power unit for use in a dry and damp locations
- Five year warranty



* Energy Star qualification can change without

Interior Solutions - Trim Kits

Color Selectable & Lumen Selectable

Commercial Retrofit Downlight

6" Downlight

15W, 2700K-5000K, 90CRI, 120-277V, 0-10V Dimming

#HLB6099FSE010MWR ES (2351377)



Commercial Retrofit Downlight

8" Downlight

32W, 2700K-5000K, 90CRI, 120-277V, 0-10V Dimming

#HLB8LS9FSE010MWR ES (2358045)



- Direct mount (does not require recessed housing or junction box)
- 6" 900lm, 1020lm, 1060lm, 1140lm selectable Lumen
- 8" 1400lm, 1900lm, or 2400lm selectable Lumen
- Achieves L70 at 50,000 hours in IC and non-IC applications
- 2700K, 3000K, 3500K, 4000K and 5000K field selectable CCT
- 90 CRI (min), R9 50 and color accuracy within 4 SDCM
- Wet location listed for showers and protected ceilings; Available in 120V or 120-277V



* Energy Star qualification can change without

CNR Lighting: 800-545-0440

Lighting Controls



PowPak Fixtures and Modules



PowPak wireless fixture control

- Controls 1A of load or up to three drivers/ballasts
- Select either area sensing or individual fixture sensing
- Input 120/277V



PowPak relay module

- Capable of switching 5 A of general-purpose loads
- Optional low-voltage dry contact closure output provides integration to building management systems, HVAC, VAV, etc.

Wireless Remotes



Pico 2-button

- No wires—put it where it's most accessible
- Pedestal mount for tabletop use
- Surface mount anywhere with Claro wall plate
- 10-year battery life



**Pico 3-button with raise/lower
Wireless Remote**

Lighting Controls

LUTRON **Sensors**



Wireless Daylight Sensor

- One sensor is capable of switching, stepped dimming, and continuous dimming of multiple zones
- Intuitive test mode provides instant system verification
- 10-year battery life



Radio Powr Savr wireless sensor

- Detects heat from people moving within an area to determine when the space is occupied.
- Wirelessly transmits the appropriate commands to the associated dimming or switching devices to turn the lights on or off automatically
- Mounting options include: wall, hallway or corner



Wireless occupancy / vacancy sensor

- Supports advanced occupancy features, such as dependent occupancy groups and customizable occupied/unoccupied presets in some systems
- Multiple sensors can be added for extended coverage.
- Multiple ceiling-mount methods available for different ceiling materials
- 10-year battery life design

Switches, Dimmers and Accessories



Maestro Sensor Switches



Maestro Dual Technology Sensor Switch



Maestro Sensor Dimmers



Pico Wallbox Adapter



Claro-style Wallplate

Exterior Solutions - Garage & Canopy

Color Selectable & Wattage Selectable with Integral Motion Sensor

Garage and Canopy LED

GC: Garage and Canopy DualSelect LED

28 TO 60W, 4100 TO 7900LM,
3000/4000/5000K, 70 CRI, 120-347VAC

#GC60-SCT-G2-SM5-10BZ

#GC60/90-MH10 (Remote Control)

DLC (PLVXWEOIQDC5)



Integrated Motion and Daylight Sensor

Equipped with an integrated Motion and Daylight Sensor, controlled by a remote hand-held programming device (GC60/90-MH10) not included in the fixture.

Sensor Default Setting:

60W Hold-on time: 5 min, Dimming level 50%, Stand-by time: 5min, 150lux (active motion sensing), Daylight priority, 100% detection area.

KEENE

by  signify

- Selectable Color temperature: 3000K, 4000K and 5000K CRI 70
- UV stabilized polycarbonate lens with extruded silicone gasket
- Entire luminaire including light engine and driver/electrical compartment IP65 rated
- Surge Protection: Each luminaire is provided as standard with 4kV surge protection
- Five year limited warranty

*Durable, cost-effective lighting for parking garages,
covered walkways and outdoor canopies*



* DLC qualification can change without notice

Exterior Solutions - Garage & Canopy

Color Selectable & Wattage Selectable



Garage and Canopy LED

CLCS: Garage and Canopy DualSelect LED

40 TO 60W, 5500 TO 8000LM, 30,40, 50K, 80 CRI, 120-277VAC

#CLCS17S

DLC (P3KXJQWI)



- Fixed output and selectable configurations available across 2 housing sizes
- Lumen packages range from 5,500 - 8,000 lumens (40W - 60W)
- Replaces 150W up to 250W HID equivalent
- Efficacies up to 153 lumens per watt at maximum output
- Energy and maintenance savings up to 86% versus HID solutions
- Standard five-year warranty

Exterior Solutions - Garage & Canopy

Color Selectable & Wattage Selectable

Stonco

by  Signify



Garage and Canopy LED

GCR: Garage and Canopy DualSelect LED

28/40/60W, 3870-9130LM, 3000/4000/5000K, 70 CRI, 120-347V

#GCR60-SCT-G1-SM5-10BZ

DLC (PLVXWEOIQDC5)

Integrated Motion and Daylight Sensor

Equipped with an integrated Motion and Daylight Sensor, controlled by a remote hand-held programming device (GC60/90-MH10) not included in the fixture.

Sensor Default Setting:

60W Hold-on time: 5 min, Dimming level 50%, 150lux (active motion sensing), Daylight priority, 100% detection area.

- Selectable Color temperature: 3000K, 4000K and 5000K CRI 70
- UV stabilized polycarbonate lens with extruded silicone gasket
- Entire luminaire including light engine and driver/electrical compartment IP65 rated
- Surge Protection: Each luminaire is provided as standard with 4kV surge protection
- Five year limited warranty

*Durable, cost-effective lighting for parking garages,
covered walkways and outdoor canopies*



* DLC qualification can change without notice

Exterior Solutions - Flood Lights

Color Selectable & Wattage Selectable

The SlimFlood dual select offers energy saving LED technology along with field selectable color and wattage. Versatile and stylish with seven different sizes to choose from, provides application flexibility for ground, wall or pole mounting installations. Ideal for sign lighting, building facades, security lighting, and general purpose floodlighting applications.

Stonco

by  signify

Floodlights

SF: SlimFlood Dual Select

15/25/35W, 2370/3800/5075LM, 3000K/4000K/5000K, 120-347V

#SF35-SCT-K-G2-10-PCB **DLC (S-17Z86U)**

15/35/60W, 2370/5320/8700LM, 3000K/4000K/5000K, 120-347V

#SF60-SCT-Y-G2-10-PCB **DLC (S-746YXP)**

60/80/100W, 9540/12320/14800LM, 3000K/4000K/5000K, 120-347V

#SF100-SCT-T-G2-10-PCB **DLC (S-RENDJO)**

100/120/150W, 15800/18240/21750LM, 3000K/4000K/5000K,

120-347V

#SF150-SCT-T-G2-10-PCB **DLC (S-M8YAEV)**

#SF150-SCT-S-G2-10-PCB



- Single piece aluminum alloy die cast housing
- 5W - 150W Tempered glass lens
- All luminaires are provided with three field selectable color temperature options: 3000K/4000K (Default)/5000K
- Fade and abrasion resistant powdercoat bronze finish
- Entire luminaire including light engine and driver/electrical compartment IP65 rated in all aiming positions including upward aiming floodlighting applications
- Five year limited warranty



* DLC qualification can change without notice

CNR Lighting: 800-545-0440

Exterior Solutions - Flood Lights



Landscape B9 FlexScape LED

B9: Accent Line-Voltage Luminaire

#B9DCH

Philips Hadco FlexScape B9 accent line-voltage landscape luminaire has interchangeable optics 20°, 36° and 65° by switching optic lenses. This adjustable luminaire also has the ability to switch between 5 preset light outputs.

Lumen Matrix

Wattage	Amps		4000K		
	120V	277V	Narrow	Medium	Wide
10W	80mA	50mA	1102	1097	1023
13W	110mA	55mA	1580	1573	1467
19W	155mA	75mA	2249	2240	2089
27W	225mA	100mA	3097	3087	2874
33W	275mA	120mA	3622	3598	3372

Ideal for landscape lighting, signage, flag poles and building facades.

- Adjustable knuckle stem provides range of rotation
- 0-10V dimming
- IP66 Rating—Dust tight and sealed against direct jets of water
- Five year limited warranty



Exterior Solutions - Flood Light w/Camera



Bullet Outdoor SMART Security Camera

#65-901



Stay connected and feel protected with Satco's new LED security floodlight. Featuring a 1080p HD camera with a 150 degree viewing angle, two-way talk, infrared night detection and advanced motion detection settings. Set motion zones and the sensitivity of mobile alerts with this system. Using the Starfish app, get real time notifications of motion detection or check your motion recording history to see activity

- Local storage with up to 128GB SD card
- Adjustable heads and camera in a black finish
- Wireless control using the Starfish App
- Compatible with: Hey Google; Siri; Alexa; SmartThings
- Die-Cast Construction; IP65 Rated
- Five year limited warranty

Exterior Solutions - Wallpacks

Color Selectable & Wattage Selectable

Stonco

by @ignify



Wall Pack

WP: LED Wall Pack DualSelect

28W/40W/60W, 3860-7680LM, 30K/40K/50K, 70 CRI, 120-347V

#WP60-SCT-G2-10-BZ

DLC (PLS3A95FM210)

70W/80W/90W/100W, 9240-12800LM, 30K/40K/50K, 70 CRI, 120-347V

#WP100-SCT-G2-10-BZ

DLC (PLDEK KDYR83Y)

- Selectable Color temperature 3000K, 4000K, 5000K. Minimum CRI of 70
- LED light engine is weather proof sealed in a luminaire rated IP65
- Four Daylight sensor options
- Luminaires are all covered by a 5-year limited warranty



Wall Pack

Lumark Axcent

44W, 5520LM, 4000K, 70CRI, 120-277V, 0-10V Dimming

#AXCS4A

DLC (PI16J9UO)

#AXCS4ARL (w/ Refractive Lens)

- Available in 14W - 123W (1,800 - 17,000 lumens) models
- Full cutoff and refractive lens models available
- Energy and maintenance savings up to 95% compared to HID
- Energy efficient illumination results in up to 144 LPW
- Replaces 70W up to 450W HID equivalents




COOPER

Lighting Solutions



* DLC qualification can change without notice

Outdoor Solutions - Area Lights



LAS

Area/Site Luminaire

29W—153W, 4,901LM—20,089LM, 4000K, 120-277V, 70 CRI

#LAS45P-T3 *DLC (P1T4HG08)*

- Die-cast aluminum housing with hinged, die-cast aluminum door
- Pole mount arm mounts directly to minimum 4 inch round or square poles (recommended Type N drill pattern)
- Slipfitter mounts 2-3/8" vertical or horizontal tenons; Downward facing only
- P65 rated housing enclosure
- 10-position lumen selectable across 2 housing sizes
- Lumen packages range from 4,900 - 34,000 lumens (30W - 250W)
- Replaces up to 450W and 1,000W HID equivalent
- Efficacies up to 135 lumens per watt at maximum output
- Energy and maintenance savings up to 79% versus HID solution
- Five year warranty



* DLC qualification can change without notice

CNR Lighting: 800-545-0440

Exit Signs



CE Series LED Emergency Exit

#CEG, #CER

White Thermoplastic, Universal Face, Green or Red Letters

- LED life-cycle of more than 10 years
- Wall or ceiling mounting
- Suitable for damp locations
- Dual voltage 120 or 277V AC input
- Canopy included
- Two year full unit warranty



CC Series LED Combination Exit/Emergency Light

#CCG, #CCGRC, #CCR, #CCRRC

White Thermoplastic, Universal Face, Green or Red Letters

Remote capacity or extended runtime option available



- LED life-cycle of more than 10 years
- Suitable for damp locations
- Dual-voltage 120 or 277V AC input
- Includes long-life Nickel Cadmium or Nickel Metal Hydride battery for UL recognized 90 minute emergency lighting
- Lamp-heads are fully adjustable
- Canopy included
- Two year full unit warranty

Emergency Lights



CU2 Series LED Emergency Light

#CU2

White Thermoplastic LED Emergency Light

- LED life-cycle of more than 10 years
- Suitable for damp locations
- Fully adjustable lamp-heads
- Two year full unit warranty



COR Series LED Outdoor Remote

#CORD (DOUBLE), #CORS (SINGLE)

White Thermoplastic LED Outdoor Remote Emergency Light

- Single and Double lamp-head outdoor remote with base
- LED lifecycle of more than 10 years
- Quick installation
- Fully adjustable lamp-heads
- Fully gasketed for application in wet environment
- Two Year full unit warranty

Temporary Work Lights

Temporary Work Lights LED

#LED-9003-50K-5PK

#LED-9003-50K-10PK-163



- Daisy-chain multiple sets together. (see table below)
- Lights come permanently connected.
- Offers a flexible solution for temporary lighting.
- Operates on standard 120 volt power.
- -40°F to 104°F Operating temperature
- IP65 Rated
- 80CRI
- 70,000 hour LED at L70
- Total string lengths:
 - 5 pack = 50'
 - 10 pack = 100'
- No bulbs or ballasts to replace.
- 3 Year Warranty

Quick Install
 Meta Hook
 É Ê QUICK



PART #	REPLACES	WATTAGE	LUMENS	DAISY-CHAIN (UP TO)	CCT
LED-9003-50K-5PK	300W Incandescent (5x60W)	40W (5x8W)	5,000 (Per String)	10 Strings (500FT)	5000K
LED-9003-50K-10PK-163	600W Incandescent (10x60W)	80W (10x8W)	10,000 (Per String)	10,000 (Per String)	5000K



Wire Nuts and Connectors



	IDEAL 30-059 (100 ct) Wire nut, Black, High Temperature
	IDEAL 30-072 (100 ct) Wire nut, Blue
	IDEAL 30-073 (100 ct) IDEAL 30-073J (300 ct) Wire nut, Orange
	IDEAL 30-074 (100 ct) Wire nut, Yellow
	IDEAL 30-076 (100 ct) Wire nut, Red

	IDEAL 30-341 (150 ct) Wire nut, Tan
	IDEAL 30-372 (25 ct) IDEAL 30-352J (150 ct) Male/Female Ballast Disconnect
	IDEAL 30-1034 (100 ct) Push In Connector, 4 Port, Yellow
	IDEAL 30-1033 (100 ct) Push In Connector, 3 Port, Orange
	IDEAL 30-1032 (100 ct) Push In Connector, 2 Port, Red

Batteries

If you're buying batteries anywhere locally, chances are you're paying too much.



CNR will beat any advertised price from local wholesalers and retailers in case quantities


AND... deliver them right to your door.



Switchgear

CNR Lighting now provides Siemens Switchgear!

- Switchboards
- Panelboards (stocked)
- Load Centers (stocked)
- Breakers (stocked)
- Disconnect Switches (stocked)
- Transformers
- Metering
- Control Products
- Medium Voltage
- Coordination Studies



SIEMENS

Need a fuse?

We are partnered with Mersen to bring you what you need.



- Fuses (class CC, RK1, RK5 stocked)
- Fuse Boxes
- Elevator Disconnects
- Fusible Shunt Trip Panels
- Surge Protection Devices
- LED Lighting Protection



Bulk Recycling



Don't forget to recycle!

CNR, in close partnership with Veolia Environmental Services, have facilitated the recycling of more than 1400 tons of potentially hazardous waste since 2005!

Ask your CNR Account Executive for details on our recycling program and
PITCH IN!

Bulk Recycling is picked up by CNR and scheduled for bulk pickups by Veolia from our warehouse.


-Good for re-lamp and retrofit projects

-Billed on a unit pricing basis

-Lamps per linear foot

-Lamps per each

-Batteries or Ballast per pound



The bottom line...

The most effective way to protect against future liability is to ensure that the mercury in lamps is reclaimed by a reliable, reputable environmental service company. The same holds true for all types of universal wastes including batteries and electronic equipment.

Pre-paid Recycling

RecyclePak® makes recycling easy. When the container is full, simply ship it out, it's prepaid!



One price includes everything you need to begin recycling -- packaging, prepaid freight from your facility, processing and certificates of recycling

A wide variety of packaging and sizes

*Straight Fluorescent lamps
U-tubes and HIDs
CFLs
Ballast (non-pcb or TSCA Exempt)
Batteries
Mercury Devices
Computer Electronics*



LED Programmable LED Drivers

PHILIPS ADVANCE

PROGRAMMABLE LED DRIVER

100-560mA, 20W, 120-277, 0-10V DIM

#XI020C056V054BST2M

100-1000mA, 36W, 120-277, 0-10V DIM

#XI036C100V054DSM1M

100-1500mA, 54W, 120-277, 0-10V DIM

#XI054C150V054BST1M

100-1800mA, 55W, 120-277, 0-10V DIM

#XI055C180V054BSJ1M

100-2000mA, 75W, 120-277, 0-10V DIM

#XI075C200V054BST1M



Specialty Lamps

Color Selectable & Lumen Selectable

LED CORN COBS

36W, 4800/5000/5000LM, 3000/4000/5000K, 100-277V

(150W Equivalent)

#57046-5 **DLC (PLKHJQIOIQ2U)**

36CC/LED/3CCT/LS EX39 G3 BB

45W, 5800/6200/6200LM, 3000/4000/5000K, 100-277V

(175W Equivalent)

#57047-3 **DLC (PLQBU4L9A885)**

45CC/LED/3CCT/LS EX39 G3 BB



Philips Corn Cob HID replacement lamps are a perfect LED replacement for a variety of outdoor applications. High intensity illumination, which means you get added visibility for applications such as streets, public areas, and much more for a fraction of the energy used by conventional HID.

54W, 7000/7500/7500LM, 3000/4000/5000K, 100-277V

(250W Equivalent)

#57048-1 **DLC (PLI2F538JT5L)**

54CC/LED/3CCT/LS EX39 G3 BB

63W, 7800/8500/8500LM, 3000/4000/5000K, 100-277V

(250W Equivalent)

#57049-9 **DLC (PLKHJQIOIQ2U)**

63CC/LED/3CCT/LS EX39 G3 BB



Color Selectable & Lumen Selectable

LED CORN COBS

45W, 3780/5040/6300LM, 3000/4000/5000K, 100-277V

(175W Equivalent)

#S23141 **DLC (S-086UBA)**

45W/LED/CCT/100-277V/EX39

54W, 5040/6300/7560LM, 3000/4000/5000K, 100-277V

(200W Equivalent)

#S23142 **DLC (S-KS5HW0)**

54W/LED/CCT/100-277V/EX39

100W, 8820/11200/14000LM, 3000/4000/5000K, 100-277V

(400W Equivalent)

#S23144 **DLC (S-3KHWIB)**

100W/LED/CCT/100-277V/EX39



* DLC qualification can change without notice

Utility Rebates

Incentives Offered For New Energy-efficient Lighting & Controls Solutions

Instant Rebates

at point of sale on qualified EnergyStar & DLC Lamps & Fixtures

- CFLED (CFL replacements)
- HLED (High Bay replacements)
- TLED (Linear Fluorescent replacements)
- Troffers
- Flat Panels
- Linear Strip & Wrap
- Exterior
- High/Low Bay



Prescriptive Rebates

Higher incentives on qualified EnergyStar & DLC Lamps, Fixtures and Controls

Let us help you...

- Lighting Audits to help you identify energy-efficient lighting & control solutions
- Detailed Survey with ROI (Return on Investment)
- Handling of rebate paperwork for prescriptive rebates
- One point of contact throughout the entire rebate process, from application to incentive payment

Rebates offered by

BGE
DCSEU
Delmarva
Pepco
Potomac Edison
SMECO

Ask any CNR Representative how to take advantage of these rebates today.

Contact Information

Executive Team

Robert Mills	President	rob@cnrlight.com	x124
Pete Gray	Executive Vice President	pete@cnrlight.com	x123
Robert Hallsky	Controller	robh@cnrlight.com	x132

Sales Team

Carlos Dorsey	Switchgear Sales Manager	cdorsey@cnrlight.com	cell: 540-940-7871
Joe Ellis	Account Executive	joe@cnrlight.com	cell: 571-926-1726
Josh Listen	Project Quotations/Account Executive	josh@cnrlight.com	x134
Kyle Murray	Account Executive	kyle@cnrlight.com	cell: 410-877-4956
Angela Schwartz	Account Executive	angelas@cnrlight.com	cell: 443-812-0577

Inside Sales/Customer Service Team

Sara Bulles	Inside Sales	sara@cnrlight.com	x107
Leanna Bush	Customer Service	leanna@cnrlight.com	x118
Lena Cohen	Project Mngr. Switch Gear Division	lena@cnrlight.com	x136 (VA)
Alyssa Cobb	Organizational Development Man.	alyssa@cnrlight.com	x106
Nick Dorsey	Switchgear Division Assist. Man.	ndorsey@cnrlight.com	x100 (VA)
Ron Harris	Inside Sales	rharris@cnrlight.com	x120
Courtney Holden	Project Quotations	courtney@cnrlight.com	x108
Kelly Gray	Utility Programs Manager	kellyg@cnrlight.com	cell: 443-340-5121
Donna Schools	Purchasing Manager	donnas@cnrlight.com	x116
John Sears	Project Manager	johns@cnrlight.com	x113
Jonathan Worsley	Project Quotations—DC Market	Jonathan@cnrlight.com	cell: 703-919-7712

Support Staff

Chris Albright	Warehouse Operations Director	chris@cnrlight.com	x125
Mike Campbell	Relations Manager & Operational Advisor	mcapbell@cnrlight.com	x119
Tas Campbell	Accounts Payable	tcampbell@cnrlight.com	x122
Greg Carper	VA Deliver Driver		
Dominique Cooley	Receptionist	dominique@cnrlight.com	x101
Tim Davis, Jr	Counter Sales	tj@cnrlight.com	x103
Lewis Epps	Warehouse Associate		
Mike Fitch	Project Bid Associate	mikef@cnrlight.com	x117
Tyrone Graves	Asst. Warehouse Mngr/ Sales Fulfillment Spec.	tyrone@cnrlight.com	x126
Charlye Harvey	Delivery Driver		
Michele Kurtz	Administrative Asst., Projects Team	michele@cnrlight.com	x102
Shelley Kurtz	Project Coordinator	shelley@cnrlight.com	x110
Judy Lewis	Accounts Receivable	judy@cnrlight.com	x121
Lindsey Ridgley	Warehouse Associate	lindsey@cnrlight.com	x128
Katie Shipley	Project Coordinator, Office Manager	katie@cnrlight.com	x112
Zane Wetzell	Project Administrator	zane@cnrlight.com	x111

CORPORATE HEADQUARTERS
C.N. Robinson Lighting Supply Co.
4318 Washington Blvd.
Baltimore, Maryland 21227
410-242-4172

Submit Quote Requests to:
quotes@cnrlight.com
Submit Gear Requests to:
gear@cnrlight.com

VIRGINIA BRANCH
CNR Lighting, LLC
22560 Glenn Drive, Suite 112
Sterling, Virginia 20164
571-323-7590

